

GRAVEL BIKES

# ESKER

More than just a bicycle. A lifestyle that combines passion, a desire to explore new routes, a spirit of adventure and challenge, and the opportunity to spend time among like-minded enthusiasts.

It is not only a form of sport, but also an opportunity to bond with the cycling community and enjoy the pleasure of riding on two wheels in beautiful natural scenery.





# ESKER RS

## THE FASTEST IN THE CATEGORY

KROSS Esker RS i san advanced gravel bike, which was developed with the aim of competing at the highest level in gravel races. This is our the most innovative sport gravel bike.

Aerodynamic design: frame, fork and seatpost of the Esker RS bicycle were specially designed in collaboration with the Institute do Aviation in Warsaw, to minimize air resistance.

Adjustable geometry: thanks to the flip chip you can optymize geometry to your riding style.

Top components: designed for racing.



# **ESKER RS**

CREATED IN COLLABORATION WITH THE INSTITUTE OF AVIATION

- » Air resistance minimization.
- » Integration of the frame and other components.
- » Specially created aerodynamic profiles..



# ESKER RS

## DIFFERENTIATORS AND ADVANTAGES

Dedicated aerodynamic seatpost

Integrated seatpost clamp

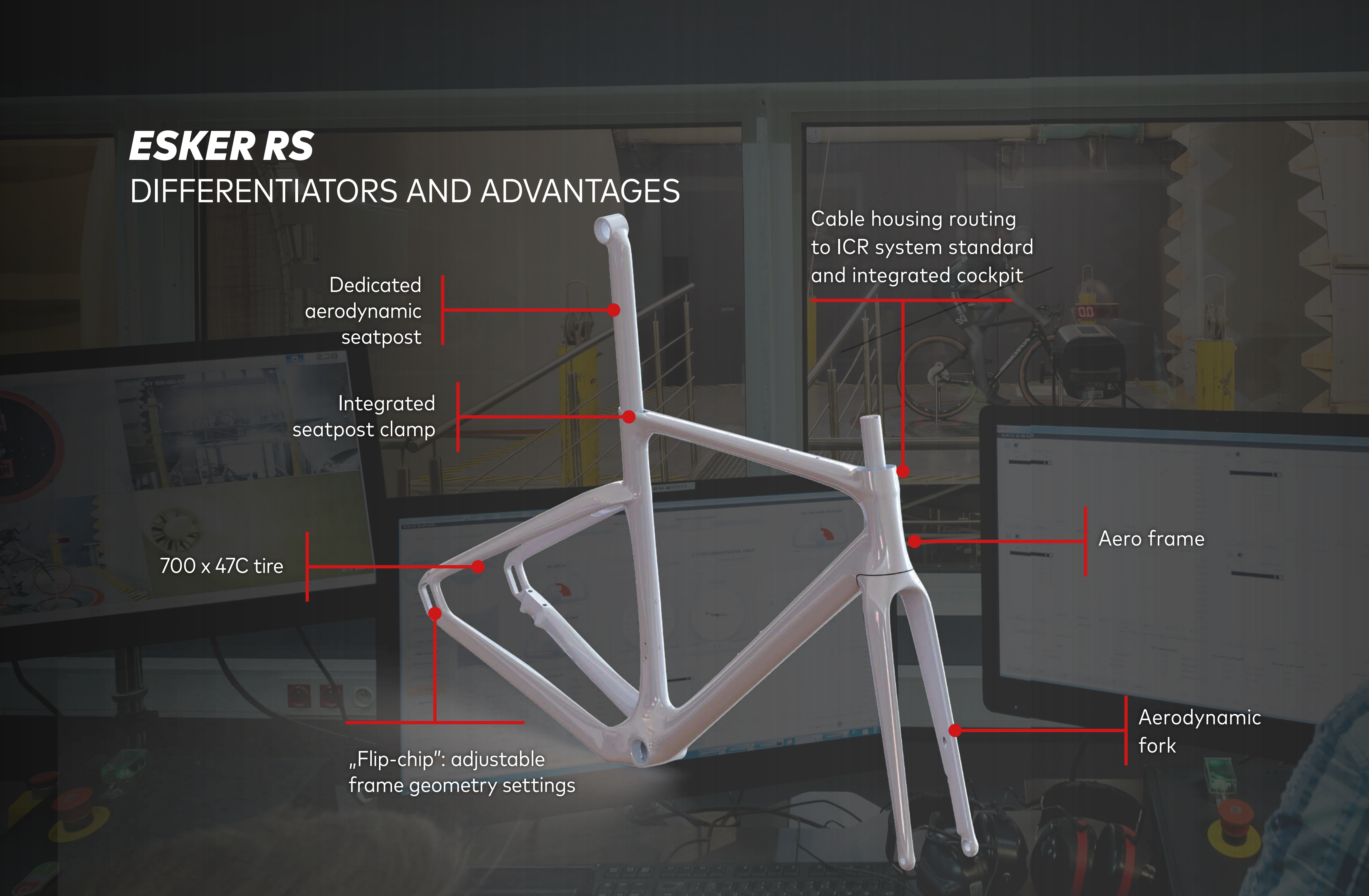
700 x 47C tire

„Flip-chip“: adjustable frame geometry settings

Cable housing routing to ICR system standard and integrated cockpit


Aero frame

Aerodynamic fork



# ESKER RS

## ADJUSTABLE FRAME GEOMETRY "FLIP-CHIP"



Thanks to the variable frame element - "Flip-chip" it is possible to choose one of two geometries

### POSITION „HIGH”

CS – 415 mm  
WB – 1005 mm  
REACH – 384 mm  
ST ANGLE – 74,3°  
HT ANGLE – 71,1°  
STACK – 564 mm  
BB DROP – 73,5 mm

### POSITION „LOW”

CS – 425 mm  
WB – 1015 mm  
REACH – 378 mm  
ST ANGLE – 73,7°  
HT ANGLE – 70,5°  
STACK – 569 mm  
BB DROP – 80 mm

# ESKER RS 3.0

NEW



SKU	SIZE	COLOUR	FINISH
KRRR3Z28X18M006692	S	green	gloss
KRRR3Z28X19M006693	M	green	gloss
KRRR3Z28X20M006694	L	green	gloss
KRRR3Z28X21M006695	XL	green	gloss
KRRR3Z28X18M007149	S	brown	gloss
KRRR3Z28X19M007150	M	brown	gloss
KRRR3Z28X20M007151	L	brown	gloss
KRRR3Z28X21M007152	XL	brown	gloss

**GEAR RATIO** 1 x 12  
**WHEEL DIAMETER** 700C  
**COLOUR VARIANTS**



## FRAME

FRAME	CARBON
FORK	CARBON
SIZES	S(18"), M(19"), L(20"), XL(21")

## DRIVETRAIN

REAR DERAILLEUR	SRAM RIVAL XPLR
FRONT BRAKE	SRAM RIVAL
REAR BRAKE	SRAM RIVAL
BRAKE LEVERS	SRAM RIVAL
BRAKE DISCS	SRAM CENTERLINE 160 mm CL
SHIFTERS	SRAM RIVAL
CRANKSET	SRAM RIVAL
SPROCKETS	40T/170 mm
BOTTOM BRACKET	SRAM RIVAL
CHAIN	SRAM RIVAL D1
CASSETTE/FREEWHEEL	SRAM XG
CASSETTE/FREEWHEEL RANGE	10-44T

## WHEELS

FRONT HUB	FSA SL-K 12 x 100
REAR HUB	FSA SL-K 12 x 142
RIMS	FSA SL-K CARBON i 25
TIRES	SCHWALBE G-ONE 28 x 1,7

## COMPONENTS

HANDLEBAR	FSA A-WING PRO 420 mm 31.8
HANDLEBAR STEM	FSA NS ACR STEM 80 mm/31,8/-6°
SEAT POST	CARBON
HEADSET	FSA ACR NO.55R 1.5"/ACR/STD
SADDLE	FIZIK TERRA ARGO X5
GRIPS	FIZIK TERRA MICROTEx

## GEOMETRY

SIZE	S	M	L	XL
FS - FRAME SIZE*	18	19	20	21
ST - SEAT TUBE LENGTH**	453	476	514	543
TT - TOP TUBE LENGTH**	527	544	560	592
HT - HEAD TUBE LENGTH**	123	143	172	206
SA - SEAT TUBE ANGLE***	74	74	74	73
HA - HEAD TUBE ANGLE***	69	71	71	71
CS - CHAINSTAY LENGTH**	425	425	425	425
WB - WHEELBASE**	368	378	385	400
REACH**	546	569	598	627
STACK**	1007	1015	1029	1053
BB DROP**	80	80	80	75

\* dimension in inches, \*\* dimension in mm, \*\*\* dimension in degrees

# ESKER RS 2.0

NEW



SKU	SIZE	COLOUR	FINISH
KRRR2Z28X18M006688	S	gray	gloss
KRRR2Z28X19M006689	M	gray	gloss
KRRR2Z28X20M006690	L	gray	gloss
KRRR2Z28X21M006691	XL	gray	gloss
KRRR2Z28X18M007145	S	blue	gloss
KRRR2Z28X19M007146	M	blue	gloss
KRRR2Z28X20M007147	L	blue	gloss
KRRR2Z28X21M007148	XL	blue	gloss

**GEAR RATIO** 1 x 12  
**WHEEL DIAMETER** 700C  
**COLOUR VARIANTS**



## FRAME

FRAME	CARBON
FORK	CARBON
SIZES	S(18"), M(19"), L(20"), XL(21")

## DRIVETRAIN

REAR DERAILLEUR	SRAM APEX XPLR AXS
FRONT BRAKE	SRAM APEX
REAR BRAKE	SRAM APEX
BRAKE LEVERS	SRAM APEX
BRAKE DISCS	SRAM CENTERLINE 160 mm CL
SHIFTERS	SRAM APEX
CRANKSET	SRAM APEX
SPROCKETS	40T/170 mm
BOTTOM BRACKET	SRAM BSA DUB
CHAIN	SRAM APEX D1
CASSETTE/FREEWHEEL	SRAM NX EAGLE
CASSETTE/FREEWHEEL RANGE	11-44T

## WHEELS

FRONT HUB	DT SWISS 370 12 x 100
REAR HUB	DT SWISS 370 12 x 142
RIMS	DT SWISS G1800
TIRES	SCHWALBE G-ONE 28X1,7

## COMPONENTS

HANDLEBAR	FSA A-WING PRO 420 mm 31.8
HANDLEBAR STEM	FSA NS ACR STEM 80 mm/31,8/-6°
SEAT POST	CARBON
HEADSET	FSA ACR NO.55R 1.5"/ACR/STD
SADDLE	FIZIK TERRA ARGO X5
GRIPS	FIZIK TERRA MICROTEx

## GEOMETRY

SIZE	S	M	L	XL
FS - FRAME SIZE*	18	19	20	21
ST - SEAT TUBE LENGTH**	453	476	514	543
TT - TOP TUBE LENGTH**	527	544	560	592
HT - HEAD TUBE LENGTH**	123	143	172	206
SA - SEAT TUBE ANGLE***	74	74	74	73
HA - HEAD TUBE ANGLE***	69	71	71	71
CS - CHAINSTAY LENGTH**	425	425	425	425
WB - WHEELBASE**	368	378	385	400
REACH**	546	569	598	627
STACK**	1007	1015	1029	1053
BB DROP**	80	80	80	75

\* dimension in inches, \*\* dimension in mm, \*\*\* dimension in degrees



# ESKER RS 1.0

NEW



SKU	SIZE	COLOUR	FINISH
KRRR1Z28X18M006684	S	gray	gloss
KRRR1Z28X19M006685	M	gray	gloss
KRRR1Z28X20M006686	L	gray	gloss
KRRR1Z28X21M006687	XL	gray	gloss
KRRR1Z28X18M007141	S	navy	gloss
KRRR1Z28X19M007142	M	navy	gloss
KRRR1Z28X20M007143	L	navy	gloss
KRRR1Z28X21M007144	XL	navy	gloss

**GEAR RATIO** 1 x 12  
**WHEEL DIAMETER** 700C  
**COLOUR VARIANTS**



## FRAME

FRAME	CARBON
FORK	CARBON
SIZES	S(18"), M(19"), L(20"), XL(21")

## DRIVETRAIN

REAR DERAILLEUR	SHIMANO GRX RD-RX822
FRONT BRAKE	SHIMANO GRX RX410
REAR BRAKE	SHIMANO GRX RX410
BRAKE LEVERS	SHIMANO GRX RX610
BRAKE DISCS	SHIMANO RT80 ICE TECH 160 mm CL
SHIFTERS	SHIMANO GRX RX610
CRANKSET	SHIMANO FC-RX610 GRX
SPROCKETS	40T/172,5 mm
BOTTOM BRACKET	SHIMANO GRX
CHAIN	SHIMANO M7100
CASSETTE/FREEWHEEL	SHIMANO SLX M7100
CASSETTE/FREEWHEEL RANGE	10-45T

## WHEELS

FRONT HUB	DT SWISS 370 12 x 100
REAR HUB	DT SWISS 370 12 x 142
RIMS	DT SWISS G1800 25 mm
TIRES	WTB BYWAY 28X1.625

## COMPONENTS

HANDLEBAR	FSA A-WING PRO 420 mm 31.8
HANDLEBAR STEM	FSA NS ACR STEM 80 mm/31,8/-6°
SEAT POST	CARBON
HEADSET	ACR NO.55R 1.5"/ACR/STD
SADDLE	FIZIK TERRA ARGO X5
GRIPS	FIZIK TERRA MICROTEx

## GEOMETRY

SIZE	S	M	L	XL
FS - FRAME SIZE*	18	19	20	21
ST - SEAT TUBE LENGTH**	453	476	514	543
TT - TOP TUBE LENGTH**	527	544	560	592
HT - HEAD TUBE LENGTH**	123	143	172	206
SA - SEAT TUBE ANGLE***	74	74	74	73
HA - HEAD TUBE ANGLE***	69	71	71	71
CS - CHAINSTAY LENGTH**	425	425	425	425
WB - WHEELBASE**	368	378	385	400
REACH**	546	569	598	627
STACK**	1007	1015	1029	1053
BB DROP**	80	80	80	75

\* dimension in inches, \*\* dimension in mm, \*\*\* dimension in degrees



# GRAVEL ADVENTURE

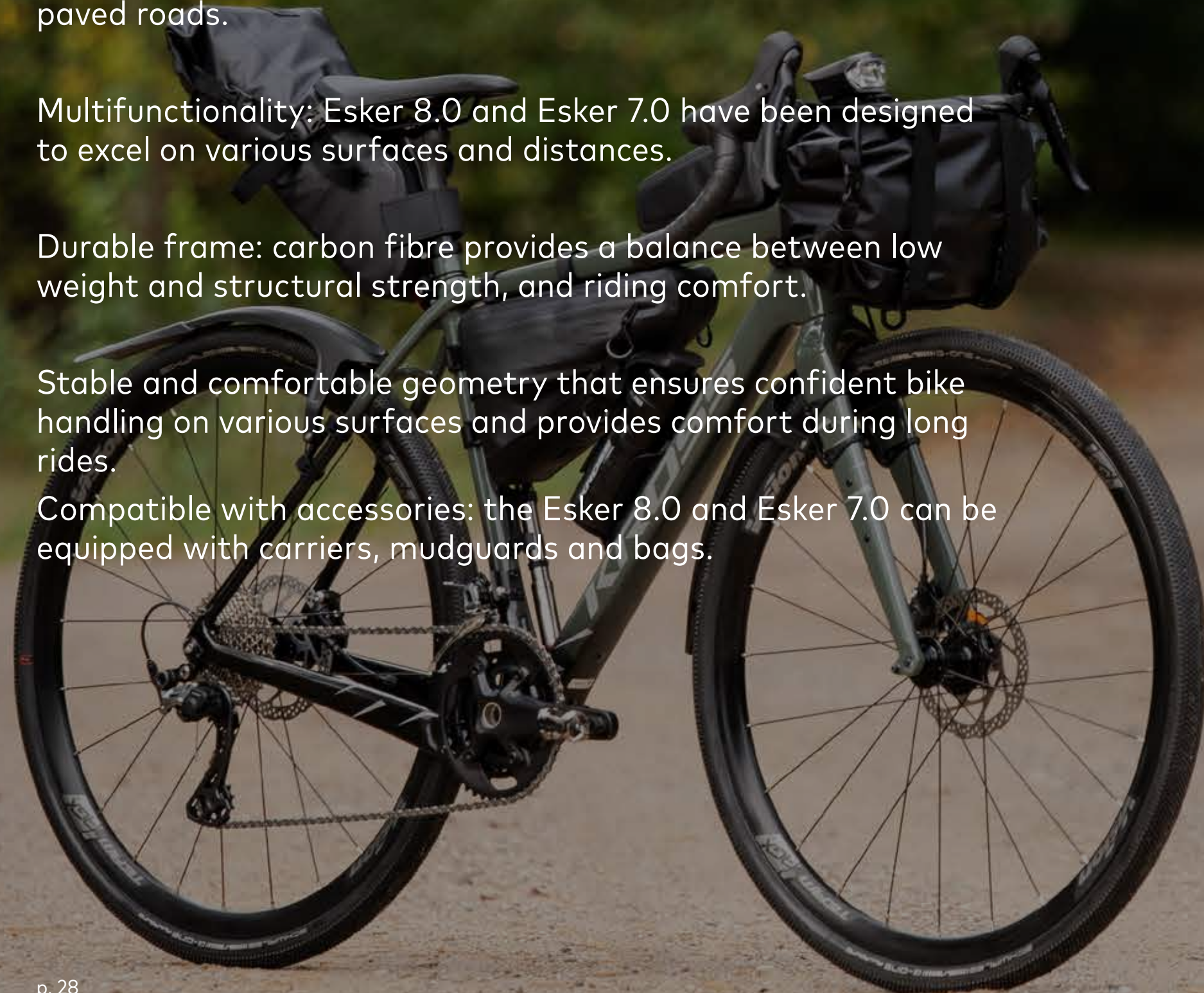
Esker 8.0 and Esker 7.0 are versatile models with a carbon frame, designed for exploring new terrains and routes beyond paved roads.

Multifunctionality: Esker 8.0 and Esker 7.0 have been designed to excel on various surfaces and distances.

Durable frame: carbon fibre provides a balance between low weight and structural strength, and riding comfort.

Stable and comfortable geometry that ensures confident bike handling on various surfaces and provides comfort during long rides.

Compatible with accessories: the Esker 8.0 and Esker 7.0 can be equipped with carriers, mudguards and bags.



# ESKER 8.0

**NEW**



SKU	SIZE	COLOUR	FINISH
KREK8Z28X19M006678	S	gray	gloss
KREK8Z28X20M006679	M	gray	gloss
KREK8Z28X21M006680	L	gray	gloss
KREK8Z28X22M006681	XL	gray	gloss
KREK8Z28X19M007430	S	green	gloss
KREK8Z28X20M007431	M	green	gloss
KREK8Z28X21M007432	L	green	gloss
KREK8Z28X22M007433	XL	green	gloss

**GEAR RATIO** 2 x 11  
**WHEEL DIAMETER** 700C  
**COLOUR VARIANTS**



## FRAME

FRAME	CARBON
FORK	CARBON
SIZES	S(19"), M(20"), L(21"), XL(22")

## DRIVETRAIN

FRONT DERAILLEUR	SHIMANO GRX RX810
REAR DERAILLEUR	SHIMANO GRX RX810
FRONT BRAKE	SHIMANO GRX RX400
REAR BRAKE	SHIMANO GRX RX400
BRAKE LEVERS	SHIMANO GRX RX600
BRAKE DISCS	SHIMANO RT30 160 mm CL
SHIFTERS	SHIMANO GRX RX600
CRANKSET	SHIMANO FC-RX600 GRX
SPROCKETS	46T-30T/170 mm
BOTTOM BRACKET	SHIMANO BSA BB-RS501
CHAIN	SHIMANO HG601
CASSETTE/FREEWHEEL	SHIMANO GRX RX600 HG700
CASSETTE/FREEWHEEL RANGE	11-34T

## WHEELS

FRONT HUB	VISION TEAM 12 x 100
REAR HUB	VISION TEAM 12 x 100
RIMS	FSA TEAM AERO-GRAVEL I23 700C
TIRES	SCHWALBE G-ONE ALLRND 700 x 38C

## COMPONENTS

HANDLEBAR	FSA K-WING AGX 420 mm 31.8
HANDLEBAR STEM	ALUMINIUM 80 mm/31,87°
SEAT POST	FSA KFX SBO 27,2 x 350 mm CARBON
HEADSET	FSA NO.42/ACB;1-1/8"-1,5"
SADDLE	FIZIK TERRA ARGO X5
GRIPS	FIZIK TERRA MICROTEX

## GEOMETRY

SIZE	S	M	L	XL
FS - FRAME SIZE*	19	20	21	22
ST - SEAT TUBE LENGTH**	490	520	540	560
TT - TOP TUBE LENGTH**	520	535	550	565
HT - HEAD TUBE LENGTH**	120	140	150	170
SA - SEAT TUBE ANGLE***	74,5	74	73	73
HA - HEAD TUBE ANGLE***	70,5	71	71,5	72
CS - CHAINSTAY LENGTH**	435	435	435	435
WB - WHEELBASE**	1020	1027	1027	1037
REACH**	371	375	376	385
STACK**	537	557	568	590
BB DROP**	67	67	67	67

\* dimension in inches, \*\* dimension in mm, \*\*\* dimension in degrees

# ESKER 8.0



SKU	SIZE	COLOUR	FINISH
KREK8Z28X19M004368	S	green	gloss
KREK8Z28X20M004369	M	green	gloss
KREK8Z28X21M004370	L	green	gloss
KREK8Z28X22M004371	XL	green	gloss

**GEAR RATIO** 2 x 11  
**WHEEL DIAMETER** 700C  
**COLOUR VARIANTS**



## FRAME

FRAME	CARBON T784
FORK	CARBON
SIZES	S(19"), M(20"), L(21"), XL(22")

## DRIVETRAIN

FRONT DERAILLEUR	SHIMANO GRX RX810
REAR DERAILLEUR	SHIMANO GRX RX810
FRONT BRAKE	SHIMANO GRX RX400
REAR BRAKE	SHIMANO GRX RX400
BRAKE LEVERS	SHIMANO GRX RX600
BRAKE DISCS	SHIMANO RT30 (160 mm)
SHIFTERS	SHIMANO GRX RX600
CRANKSET	SHIMANO GRX RX600
SPROCKETS	46T-30T/170 mm
BOTTOM BRACKET	SHIMANO BSA BB-RS500
CHAIN	SHIMANO HG601
CASSETTE/FREEWHEEL	SHIMANO GRX RX600 HG700
CASSETTE/FREEWHEEL RANGE	11-34T

## WHEELS

FRONT HUB	FSA TEAM 12 x 100
REAR HUB	FSA TEAM 12 x 142
RIMS	FSA TEAM AERO-GRAVEL I23 700C
TIRES	SCHWALBE G-ONE ALLRND 700 x 38C

## COMPONENTS

HANDLEBAR	FSA K-WING AGX 420 mm 31.8
HANDLEBAR STEM	ALUMINIUM 80 mm/31,87°
SEAT POST	FSA KFX SBO 27,2 x 350 mm CARBON
HEADSET	FSA NO.42/ACB;1-1/8"-1,5"
SADDLE	FIZIK TERRA ARGO X5
GRIPS	FIZIK TERRA MICROTEX

## GEOMETRY

SIZE	S	M	L	XL
FS - FRAME SIZE*	19	20	21	22
ST - SEAT TUBE LENGTH**	490	520	540	560
TT - TOP TUBE LENGTH**	520	535	550	565
HT - HEAD TUBE LENGTH**	120	140	150	170
SA - SEAT TUBE ANGLE***	74,5	74	73	73
HA - HEAD TUBE ANGLE***	70,5	71	71,5	72
CS - CHAINSTAY LENGTH**	435	435	435	435
WB - WHEELBASE**	1020	1027	1027	1037
REACH**	371	375	376	385
STACK**	537	557	568	590
BB DROP**	67	67	67	67

\* dimension in inches, \*\* dimension in mm, \*\*\* dimension in degrees

# ESKER 7.0

NEW



SKU	SIZE	COLOUR	FINISH
KREK7Z28X20M006675	M	orange	gloss
KREK7Z28X21M006676	L	orange	gloss
KREK7Z28X22M006677	XL	orange	gloss
KREK7Z28X19M007426	S	blue	gloss
KREK7Z28X20M007427	M	blue	gloss
KREK7Z28X21M007428	L	blue	gloss
KREK7Z28X22M007429	XL	blue	gloss

**GEAR RATIO** 1 x 11  
**WHEEL DIAMETER** 700C  
**COLOUR VARIANTS**



## FRAME

FRAME	CARBON
FORK	CARBON
SIZES	S(19"), M(20"), L(21"), XL(22")

## DRIVETRAIN

REAR DERAILLEUR	SHIMANO GRX RX812
FRONT BRAKE	SHIMANO GRX RX400
REAR BRAKE	SHIMANO GRX RX400
BRAKE LEVERS	SHIMANO GRX RX600
BRAKE DISCS	SHIMANO RT30 160 mm CL
SHIFTERS	SHIMANO GRX RX600
CRANKSET	SHIMANO FC-RX600 GRX
SPROCKETS	40T /170 mm
BOTTOM BRACKET	SHIMANO BSH BB-R5500
CHAIN	SHIMANO HG601
CASSETTE/FREEWHEEL	SHIMANO SLX M7000
CASSETTE/FREEWHEEL RANGE	11-42T

## WHEELS

FRONT HUB	SHIMANO RS470 12 X 100
REAR HUB	SHIMANO RS470 12X 142
RIMS	DT SWISS G 540 622 x 24
TIRES	SCHWALBE G-ONE ALLRND 700 x 38C

## COMPONENTS

HANDLEBAR	ALUMINIUM 420 mm 31.8
HANDLEBAR STEM	ALUMINIUM 80 mm/31,87°
SEAT POST	ALUMINIUM 27,2 x 350 mm
HEADSET	FSA NO.42/ACB;1-1/8"-1,5"
SADDLE	FIZIK TERRA ARGO X5
GRIPS	FIZIK TERRA MICROTEx

## GEOMETRY

SIZE	S	M	L	XL
FS - FRAME SIZE*	19	20	21	22
ST - SEAT TUBE LENGTH**	490	520	540	560
TT - TOP TUBE LENGTH**	520	535	550	565
HT - HEAD TUBE LENGTH**	120	140	150	170
SA - SEAT TUBE ANGLE***	74,5	74	73	73
HA - HEAD TUBE ANGLE***	70,5	71	71,5	72
CS - CHAINSTAY LENGTH**	435	435	435	435
WB - WHEELBASE**	1020	1027	1027	1037
REACH**	371	375	376	385
STACK**	537	557	568	590
BB DROP**	67	67	67	67

\* dimension in inches, \*\* dimension in mm, \*\*\* dimension in degrees

# ESKER 7.0



SKU	SIZE	COLOUR	FINISH
KREK7Z28X19M004984	S	purple	gloss
KREK7Z28X20M004985	M	purple	gloss
KREK7Z28X21M004986	L	purple	gloss
KREK7Z28X22M004987	XL	purple	gloss

**GEAR RATIO** 1 x 11  
**WHEEL DIAMETER** 700C  
**COLOUR VARIANTS**



## FRAME

FRAME	CARBON T784
FORK	CARBON
SIZES	S(19"), M(20"), L(21"), XL(22")

## DRIVETRAIN

REAR DERAILLEUR	SHIMANO GRX RX812
FRONT BRAKE	SHIMANO GRX RX400
REAR BRAKE	SHIMANO GRX RX400
BRAKE LEVERS	SHIMANO GRX RX600
BRAKE DISCS	SHIMANO RT30 (160 mm)
SHIFTERS	SHIMANO GRX RX600
CRANKSET	SHIMANO GRX RX600
SPROCKETS	40T/170 mm
BOTTOM BRACKET	SHIMANO BSA BB-RS500
CHAIN	SHIMANO HG601
CASSETTE/FREEWHEEL	SHIMANO SLX M7000
CASSETTE/FREEWHEEL RANGE	11-42T

## WHEELS

FRONT HUB	SHIMANO RS470 12 x 100
REAR HUB	SHIMANO RS470 12 x 142
RIMS	DT SWISS G 540 622 x 24
TIRES	SCHWALBE G-ONE ALLRND 700 x 38C

## COMPONENTS

HANDLEBAR	ALUMINIUM 420 mm 31.8
HANDLEBAR STEM	ALUMINIUM 80 mm/31,87°
SEAT POST	ALUMINIUM 27,2 x 350 mm
HEADSET	FSA NO.42/ACB:1-1/8"-1,5"
SADDLE	FIZIK TERRA ARGO X5
GRIPS	FIZIK TERRA MICROTEx

## GEOMETRY

SIZE	S	M	L	XL
FS - FRAME SIZE*	19	20	21	22
ST - SEAT TUBE LENGTH**	490	520	540	560
TT - TOP TUBE LENGTH**	520	535	550	565
HT - HEAD TUBE LENGTH**	120	140	150	170
SA - SEAT TUBE ANGLE***	74,5	74	73	73
HA - HEAD TUBE ANGLE***	70,5	71	71,5	72
CS - CHAINSTAY LENGTH**	435	435	435	435
WB - WHEELBASE**	1020	1027	1027	1037
REACH**	371	375	376	385
STACK**	537	557	568	590
BB DROP**	67	67	67	67

\* dimension in inches, \*\* dimension in mm, \*\*\* dimension in degrees

# ESKER 7.0



SKU	SIZE	COLOUR	FINISH
KREK7Z28X19M006570	S	purple	gloss
KREK7Z28X20M006571	M	purple	gloss
KREK7Z28X21M006572	L	purple	gloss
KREK7Z28X22M006573	XL	purple	gloss

**GEAR RATIO** 1 x 11  
**WHEEL DIAMETER** 700C  
**COLOUR VARIANTS**



## FRAME

FRAME	CARBON T784
FORK	CARBON
SIZES	S(19"), M(20"), L(21"), XL(22")

## DRIVETRAIN

REAR DERAILLEUR	SRAM RIVAL
FRONT BRAKE	SRAM RIVAL
REAR BRAKE	SRAM RIVAL
BRAKE LEVERS	SRAM RIVAL
BRAKE DISCS	SHIMANO RT10 160 mm CL
SHIFTERS	SRAM RIVAL
CRANKSET	SRAM RIVAL 1 XSYNC
SPROCKETS	40T/170 mm
BOTTOM BRACKET	SRAM GXP
CHAIN	SRAM PC1110
CASSETTE/FREEWHEEL	SRAM 1130
CASSETTE/FREEWHEEL RANGE	11-42T

## WHEELS

FRONT HUB	SHIMANO RS470 12 x 100
REAR HUB	SHIMANO RS470 12 x 142
RIMS	DT SWISS G540 24 mm 28H
TIRES	SCHWALBE G-ONE ALLRND 700 x 38C

## COMPONENTS

HANDLEBAR	ALUMINIUM
HANDLEBAR STEM	ALUMINIUM 80 mm/31,87°
SEAT POST	ALUMINIUM 27,2 x 350 mm
HEADSET	FSA NO.42/ACB:1-1/8"-1,5"
SADDLE	FIZIK TERRA ARGO X5
GRIPS	FIZIK TERRA MICROTEx

## GEOMETRY

SIZE	S	M	L	XL
FS - FRAME SIZE*	19	20	21	22
ST - SEAT TUBE LENGTH**	490	520	540	560
TT - TOP TUBE LENGTH**	520	535	550	565
HT - HEAD TUBE LENGTH**	120	140	150	170
SA - SEAT TUBE ANGLE***	74,5	74	73	73
HA - HEAD TUBE ANGLE***	70,5	71	71,5	72
CS - CHAINSTAY LENGTH**	435	435	435	435
WB - WHEELBASE**	1020	1027	1027	1037
REACH**	371	375	376	385
STACK**	537	557	568	590
BB DROP**	67	67	67	67

\* dimension in inches, \*\* dimension in mm, \*\*\* dimension in degrees



# **ESKER 6.0, ESKER 5.0, ESKER 2.0**

## GENERATION 2

The first-generation Esker gained recognition among experienced gravel riders as well as novice cyclists who are seeking a versatile and reliable companion for exploring new routes and experiencing adventures. The bar was set high.

The new Esker of the second-generation is an exceptional choice for all those who want to unleash the full potential of gravel bikes and experience true joy in riding across diverse terrain, even the most challenging.

Comfortable and versatile: ready for every adventure - 're-designed' fulfils the dream of unlimited two-wheel riding possibilities.

Available to everyone - the new frame is available starting from the 2.0 gen2 model.





# ESKER 6.0

**NEW**



SKU	SIZE	COLOUR	FINISH
KREK6Z28X18M006666	S	khaki	gloss
KREK6Z28X19M006667	M	khaki	gloss
KREK6Z28X20M006668	L	khaki	gloss
KREK6Z28X21M006669	XL	khaki	gloss
KREK6Z28X18M006670	S	black	gloss
KREK6Z28X19M006671	M	black	gloss
KREK6Z28X20M006672	L	black	gloss
KREK6Z28X21M006673	XL	black	gloss

**GEAR RATIO** 2 x 11  
**WHEEL DIAMETER** 700C  
**COLOUR VARIANTS**



## FRAME

FRAME	ALUMINIUM
FORK	CARBON
SIZES	S(18"), M(19"), L(20"), XL(21")

## DRIVETRAIN

FRONT DERAILLEUR	SHIMANO GRX RX810
REAR DERAILLEUR	SHIMANO GRX RX810
FRONT BRAKE	SHIMANO GRX RX400
REAR BRAKE	SHIMANO GRX RX400
BRAKE LEVERS	SHIMANO GRX RX600
BRAKE DISCS	SHIMANO RT30 160 mm CL
SHIFTERS	SHIMANO GRX RX600
CRANKSET	SHIMANO FC-RX600 GRX
SPROCKETS	46T-30T/170 mm
BOTTOM BRACKET	SHIMANO BSA BB-RS501
CHAIN	SHIMANO HG601
CASSETTE/FREEWHEEL	SHIMANO GRX RX600 HG700
CASSETTE/FREEWHEEL RANGE	11-34T

## WHEELS

FRONT HUB	SHIMANO RS470 12 x 100
REAR HUB	SHIMANO RS470 12 x 142
RIMS	DT SWISS G 540 622 x 24
TIRES	WTB RIDDLER COMP 700 x 45C

## COMPONENTS

HANDLEBAR	ALUMINIUM 420 mm 31.8
HANDLEBAR STEM	ALUMINIUM 60 mm/31,8/12°
SEAT POST	ALUMINIUM 27,2 x 350 mm
HEADSET	FSA 1-1/8"/1.5"
SADDLE	SELLE ROYAL RUN COMFORT GROOVE
GRIPS	FIZIK TERRA MICROTEX

## GEOMETRY

SIZE	S	M	L	XL
FS - FRAME SIZE*	18	19	20	21
ST - SEAT TUBE LENGTH**	460	485	510	535
TT - TOP TUBE LENGTH**	545	561	577	591
HT - HEAD TUBE LENGTH**	120	135	155	175
SA - SEAT TUBE ANGLE***	74	74	74	74
HA - HEAD TUBE ANGLE***	71	71	71	71
CS - CHAINSTAY LENGTH**	430	430	430	430
WB - WHEELBASE**	376	387	398	406
REACH**	572	586	605	624
STACK**	1028	1045	1062	1077
BB DROP**	75	75	75	75

\* dimension in inches, \*\* dimension in mm, \*\*\* dimension in degrees

# ESKER 6.0



SKU	SIZE	COLOUR	FINISH
KREK6Z28X19M004360	S	black	gloss
KREK6Z28X20M004361	M	black	gloss
KREK6Z28X21M004362	L	black	gloss
KREK6Z28X22M004363	XL	black	gloss

**GEAR RATIO** 2 x 11  
**WHEEL DIAMETER** 700C  
**COLOUR VARIANTS**



## FRAME

FRAME	ALUMINIUM SUPERLITE
FORK	CARBON
SIZES	S(19"), M(20"), L(21"), XL(22")

## DRIVETRAIN

FRONT DERAILLEUR	SHIMANO GRX RX810
REAR DERAILLEUR	SHIMANO GRX RX810
FRONT BRAKE	SHIMANO GRX RX400
REAR BRAKE	SHIMANO GRX RX400
BRAKE LEVERS	SHIMANO GRX RX600
BRAKE DISCS	SHIMANO RT30 (160 mm)
SHIFTERS	SHIMANO GRX RX600
CRANKSET	SHIMANO GRX RX600
SPROCKETS	46T-30T/170 mm
BOTTOM BRACKET	SHIMANO BSA BB-RS500
CHAIN	SHIMANO HG601
CASSETTE/FREEWHEEL	SHIMANO GRX RX600 HG700
CASSETTE/FREEWHEEL RANGE	11-34T

## WHEELS

FRONT HUB	SHIMANO RS470 12 x 100
REAR HUB	SHIMANO RS470 12 x 142
RIMS	DT SWISS R 500 622 x 22
TIRES	WTB RIDDLER COMP 700 x 37C

## COMPONENTS

HANDLEBAR	ALUMINIUM 420 mm 31.8
HANDLEBAR STEM	ALUMINIUM 80 mm/31,8/7°
SEAT POST	ALUMINIUM 27,2 x 350 mm
HEADSET	FSA NO.42/ACB;1-1/8"-1,5"
SADDLE	WTB VOLT SPORT
GRIPS	FIZIK TERRA MICROTEX

## GEOMETRY

SIZE	S	M	L	XL
FS - FRAME SIZE*	19	20	21	22
ST - SEAT TUBE LENGTH**	470	510	530	560
TT - TOP TUBE LENGTH**	510	530	550	570
HT - HEAD TUBE LENGTH**	130	145	160	180
SA - SEAT TUBE ANGLE***	75	74	73,5	73
HA - HEAD TUBE ANGLE***	69	71	71,5	72
CS - CHAINSTAY LENGTH**	436	436	436	436
WB - WHEELBASE**	1028	1019	1030	1039
REACH**	364	367	377	385
STACK**	546	568	584	605
BB DROP**	70	70	70	70

\* dimension in inches, \*\* dimension in mm, \*\*\* dimension in degrees

# ESKER 5.0

NEW



SKU	SIZE	COLOUR	FINISH
KREK5Z28X18M006658	S	orange	gloss
KREK5Z28X19M006659	M	orange	gloss
KREK5Z28X20M006660	L	orange	gloss
KREK5Z28X21M006661	XL	orange	gloss
KREK5Z28X18M006662	S	gray	gloss
KREK5Z28X19M006663	M	gray	gloss
KREK5Z28X20M006664	L	gray	gloss
KREK5Z28X21M006665	XL	gray	gloss

**GEAR RATIO** 2 x 10

**WHEEL DIAMETER** 700C

**COLOUR VARIANTS**



## FRAME

FRAME	ALUMINIUM
FORK	CARBON
SIZES	S(18"), M(19"), L(20"), XL(21")

## DRIVETRAIN

FRONT DERAILLEUR	SHIMANO GRX RX400
REAR DERAILLEUR	SHIMANO GRX RX400
FRONT BRAKE	SHIMANO GRX RX400
REAR BRAKE	SHIMANO GRX RX400
BRAKE LEVERS	SHIMANO GRX RX400
BRAKE DISCS	SHIMANO RT30 160 mm CL
SHIFTERS	SHIMANO GRX RX400
CRANKSET	FSA OMEGA MODULAR
SPROCKETS	46T-30T/172,5 mm
BOTTOM BRACKET	FSA MEGAEXO
CHAIN	SHIMANO HG54
CASSETTE/FREEWHEEL	SHIMANO CS-HG500-10
CASSETTE/FREEWHEEL RANGE	11-34T

## WHEELS

FRONT HUB	SHIMANO RS470 12 x 100
REAR HUB	SHIMANO RS470 12 x 142
RIMS	DT SWISS R500 622 x 22
TIRES	WTB RIDDLER COMP 700 x 45C

## COMPONENTS

HANDLEBAR	ALUMINIUM 420 mm 31.8
HANDLEBAR STEM	ALUMINIUM 60 mm/31,8/12°
SEAT POST	ALUMINIUM 27,2 x 350 mm
HEADSET	FSA 1-1/8"/1.5"
SADDLE	SELLE ROYAL RUN COMFORT GROOVE
GRIPS	FIZIK TERRA MICROTEx

## GEOMETRY

SIZE	S	M	L	XL
FS - FRAME SIZE*	18	19	20	21
ST - SEAT TUBE LENGTH**	460	485	510	535
TT - TOP TUBE LENGTH**	545	561	577	591
HT - HEAD TUBE LENGTH**	120	135	155	175
SA - SEAT TUBE ANGLE***	74	74	74	74
HA - HEAD TUBE ANGLE***	71	71	71	71
CS - CHAINSTAY LENGTH**	430	430	430	430
WB - WHEELBASE**	376	387	398	406
REACH**	572	586	605	624
STACK**	1028	1045	1062	1077
BB DROP**	75	75	75	75

\* dimension in inches, \*\* dimension in mm, \*\*\* dimension in degrees

**ESKER**

ALUMINIUM GEN 2 - DETAILS



Mounting holes on the top tube

Mounting holes dedicated to KROSS carriers

700 x 50C tire

Mounting KROSS supports

Dedicated CS protector

Mounting holes allowing for assembly water bottle in various configurations

Mounting holes on the fork

ICR - Internal Cable Routing

700 x 50C tire

Brake discs 180/160 mm

# ESKER 5.0



SKU	SIZE	COLOUR	FINISH
KREK5Z28X19M006986	S	turquoise	gloss
KREK5Z28X20M006567	M	turquoise	gloss
KREK5Z28X21M006568	L	turquoise	gloss

**GEAR RATIO** 1 x 11  
**WHEEL DIAMETER** 700C  
**COLOUR VARIANTS**



## FRAME

FRAME	ALUMINIUM SUPERLITE
FORK	CARBON
SIZES	S(19"), M(20"), L(21")

## DRIVETRAIN

REAR DERAILLEUR	SRAM APEX
FRONT BRAKE	SRAM APEX
REAR BRAKE	SRAM APEX
BRAKE LEVERS	SRAM APEX
BRAKE DISCS	SHIMANO RT10 160 mm CL
SHIFTERS	SRAM APEX
CRANKSET	SRAM APEX 1 XSYNC
SPROCKETS	40T/170 mm
BOTTOM BRACKET	SRAM BSA GXP
CHAIN	SRAM PC1110
CASSETTE/FREEWHEEL	SRAM PG1130 EAGLE
CASSETTE/FREEWHEEL RANGE	11-42T

## WHEELS

FRONT HUB	GL-B63F-SB/CL
REAR HUB	GL-B63R-SB/CL
RIMS	KROSS ALUMINIUM 622 x 19
TIRES	WTB RIDDLER COMP 700 x 37C

## COMPONENTS

HANDLEBAR	ALUMINIUM 420 mm 31.8
HANDLEBAR STEM	ALUMINIUM 80 mm/31.8/7°
SEAT POST	ALUMINIUM 27.2 x 350 mm
HEADSET	FSA NO.42/ACB:1-1/8"-1,5"
SADDLE	WTB VOLT SPORT
GRIPS	FIZIK TERRA MICROTEx

## GEOMETRY

SIZE	S	M	L
FS - FRAME SIZE*	19	20	21
ST - SEAT TUBE LENGTH**	470	510	530
TT - TOP TUBE LENGTH**	510	530	550
HT - HEAD TUBE LENGTH**	130	145	160
SA - SEAT TUBE ANGLE***	75	74	73,5
HA - HEAD TUBE ANGLE***	69	71	71,5
CS - CHAINSTAY LENGTH**	436	436	436
WB - WHEELBASE**	1028	1019	1030
REACH**	364	367	377
STACK**	546	568	584
BB DROP**	70	70	70

\* dimension in inches, \*\* dimension in mm, \*\*\* dimension in degrees

# ESKER 5.0



SKU	SIZE	COLOUR	FINISH
KREK5Z28X19M004540	S	turquoise	gloss
KREK5Z28X20M004541	M	turquoise	gloss
KREK5Z28X21M004542	L	turquoise	gloss
KREK5Z28X22M004543	XL	turquoise	gloss

**GEAR RATIO** 2 x 10

**WHEEL DIAMETER** 700C

**COLOUR VARIANTS**



## FRAME

FRAME	ALUMINIUM SUPERLITE
FORK	CARBON
SIZES	S(19"), M(20"), L(21"), XL(22")

## DRIVETRAIN

FRONT DERAILLEUR	SHIMANO GRX RX400
REAR DERAILLEUR	SHIMANO GRX RX400
FRONT BRAKE	SHIMANO GRX RX400
REAR BRAKE	SHIMANO GRX RX400
BRAKE LEVERS	SHIMANO GRX RX400
BRAKE DISCS	SHIMANO RT30 (160 mm)
SHIFTERS	SHIMANO GRX RX400
CRANKSET	FSA OMEGA
SPROCKETS	46T-30T/170 mm
BOTTOM BRACKET	FSA MEGAE XO
CHAIN	SHIMANO HG54
CASSETTE/FREEWHEEL	SHIMANO CS-HG500-10
CASSETTE/FREEWHEEL RANGE	11-34T

## WHEELS

FRONT HUB	SHIMANO RS470 12 x 100
REAR HUB	SHIMANO RS470 12 x 142
RIMS	KROSS ALUMINIUM 622 x 19
TIRES	WTB RIDDLER COMP 700 x 37C

## COMPONENTS

HANDLEBAR	ALUMINIUM 420 mm 31.8
HANDLEBAR STEM	ALUMINIUM 80 mm/31,8/7°
SEAT POST	ALUMINIUM 27,2 x 350 mm
HEADSET	FSA NO.42/ACB;1-1/8"-1,5"
SADDLE	WTB VOLT SPORT
GRIPS	FIZIK TERRA MICROTEX

## GEOMETRY

SIZE	S	M	L	XL
FS - FRAME SIZE*	19	20	21	22
ST - SEAT TUBE LENGTH**	470	510	530	560
TT - TOP TUBE LENGTH**	510	530	550	570
HT - HEAD TUBE LENGTH**	130	145	160	180
SA - SEAT TUBE ANGLE***	75	74	73,5	73
HA - HEAD TUBE ANGLE***	69	71	71,5	72
CS - CHAINSTAY LENGTH**	436	436	436	436
WB - WHEELBASE**	1028	1019	1030	1039
REACH**	364	367	377	385
STACK**	546	568	584	605
BB DROP**	70	70	70	70

\* dimension in inches, \*\* dimension in mm, \*\*\* dimension in degrees



# GRAVEL BIKEPACKING

## - THE NEW STEEL ESKER

The steel Esker was designed for adventurous riding on various terrains. It is a travel-inspired bike that allows you to explore new routes, whether they are gravel roads or rugged trails. It perfectly combines performance, comfort and versatility. It is the perfect companion for both long rides and everyday off-road adventures.

**Durable and comfortable frame:** the steel Esker is made from Cr-Mo meld, providing a balance between comfort and durability.

**Comfort and stability:** the geometry of steel Esker is designed to provide stable handling and a comfortable position for ultra racing. Additionally, the carbon fork dampens vibrations, adding comfort during the ride.

**Practicality and versatility:** the new steel Esker is equipped with mounting points for carriers and mudguards, allowing for luggage transportation and bike customisation based on individual needs.

**Aesthetics and details:** in the new model, we've taken care of aesthetics and details, making it not only an efficient tool but also a beautiful and distinctive bike.





# ESKER 4.0

NEW



SKU	SIZE	COLOUR	FINISH
KREK4Z28X19M006654	S	yellow	gloss
KREK4Z28X20M006655	M	yellow	gloss
KREK4Z28X21M006656	L	yellow	gloss
KREK4Z28X22M006657	XL	yellow	gloss
KREK4Z28X19M007418	S	green	gloss
KREK4Z28X20M007419	M	green	gloss
KREK4Z28X21M007420	L	green	gloss
KREK4Z28X22M007421	XL	green	gloss

**GEAR RATIO** 2 x 10

**WHEEL DIAMETER** 700C

**COLOUR VARIANTS**



## FRAME

FRAME	CROMO STEEL
FORK	CARBON
SIZES	S(19"), M(20"), L(21"), XL(22")

## DRIVETRAIN

FRONT DERAILLEUR	SHIMANO GRX RX400
REAR DERAILLEUR	SHIMANO GRX RX400
FRONT BRAKE	TEKTRO MD C550
REAR BRAKE	TEKTRO MD C550
BRAKE LEVERS	SHIMANO TIAGRA ST-4700
BRAKE DISCS	SHIMANO RT30 160 mm CL
SHIFTERS	SHIMANO TIAGRA ST-4700
CRANKSET	FSA OMEGA
SPROCKETS	46T-30T/172,5 mm
BOTTOM BRACKET	FSA MEGAEXO
CHAIN	SHIMANO HG54
CASSETTE/FREEWHEEL	SHIMANO GRX RX400 HG500
CASSETTE/FREEWHEEL RANGE	11-34T

## WHEELS

FRONT HUB	SHIMANO RS470 12 x 100
REAR HUB	SHIMANO RS470 12 x 142
RIMS	KROSS ALUMINIUM 622 x 25
TIRES	WTB RESOLUTE COMP 700 x 42 C

## COMPONENTS

HANDLEBAR	ALUMINIUM 420 mm 31.8
HANDLEBAR STEM	ALUMINIUM 80 mm/31,8/7°
SEAT POST	ALUMINIUM 27,2 x 350 mm
HEADSET	FSA OrbitITA NO.9M
SADDLE	SELLE ROYAL RUN COMFORT GROOVE
GRIPS	FIZIK TERRA MICROTEx

## GEOMETRY

SIZE	S	M	L	XL
FS - FRAME SIZE*	19	20	21	22
ST - SEAT TUBE LENGTH**	470	510	530	560
TT - TOP TUBE LENGTH**	510	530	550	570
HT - HEAD TUBE LENGTH**	105	120	135	155
SA - SEAT TUBE ANGLE***	75	74	73,5	73
HA - HEAD TUBE ANGLE***	69	71	71,5	71
CS - CHAINSTAY LENGTH**	435	435	435	435
WB - WHEELBASE**	1025	1018	1028	1049
REACH**	367	371	381	391
STACK**	532	554	570	587
BB DROP**	70	70	70	70

\* dimension in inches, \*\* dimension in mm, \*\*\* dimension in degrees

# ESKER 4.0



SKU	SIZE	COLOUR	FINISH
KREK4Z28X19M005314	S	creamy	gloss
KREK4Z28X20M005315	M	creamy	gloss
KREK4Z28X21M005316	L	creamy	gloss
KREK4Z28X22M005317	XL	creamy	gloss

**GEAR RATIO** 1 x 10

**WHEEL DIAMETER** 700C

**COLOUR VARIANTS**



## FRAME

FRAME	CROMO STEEL
FORK	CARBON
SIZES	S(19"), M(20"), L(21"), XL(22")

## DRIVETRAIN

REAR DERAILLEUR	MICROSHIFT ADVENT M6205
FRONT BRAKE	TEKTRO MD C550
REAR BRAKE	TEKTRO MD C550
BRAKE LEVERS	MICROSHIFT ADVENT X
BRAKE DISCS	SHIMANO RT10 160 mm CL
SHIFTERS	SB-M100A
CRANKSET	PROWHEEL RPL-FD16S-F-TT
SPROCKETS	40T/170 mm
BOTTOM BRACKET	PROWHEEL BB68+
CHAIN	YBN SH10
CASSETTE/FREEWHEEL	MICROSHIFT CS-H103
CASSETTE/FREEWHEEL RANGE	11-42T

## WHEELS

FRONT HUB	GL-B63-F/CL
REAR HUB	GL-B63R-SB/CL-X12
RIMS	KROSS ALUMINIUM 622 x 19
TIRES	WANDA W3113 700 x 38C

## COMPONENTS

HANDLEBAR	ALUMINIUM 420 mm 31.8
HANDLEBAR STEM	ALUMINIUM 80 mm/31.8/7°
SEAT POST	ALUMINIUM 27,2 x 350 mm
HEADSET	FSA OrbitITA NO.9M
SADDLE	WTB VOLT SPORT
GRIPS	FIZIK TERRA MICROTEx

## GEOMETRY

SIZE	S	M	L	XL
FS - FRAME SIZE*	19	20	21	22
ST - SEAT TUBE LENGTH**	470	510	530	560
TT - TOP TUBE LENGTH**	510	530	550	570
HT - HEAD TUBE LENGTH**	105	120	135	155
SA - SEAT TUBE ANGLE***	75	74	73,5	73
HA - HEAD TUBE ANGLE***	69	71	71,5	71
CS - CHAINSTAY LENGTH**	435	435	435	435
WB - WHEELBASE**	1025	1018	1028	1049
REACH**	367	371	381	391
STACK**	532	554	570	587
BB DROP**	70	70	70	70

\* dimension in inches, \*\* dimension in mm, \*\*\* dimension in degrees

# ESKER 2.0

**NEW**



SKU	SIZE	COLOUR	FINISH
KREK2Z28X18M006646	S	brown	gloss
KREK2Z28X19M006647	M	brown	gloss
KREK2Z28X20M006648	L	brown	gloss
KREK2Z28X21M006649	XL	brown	gloss
KREK2Z28X19M006650	S	navy	gloss
KREK2Z28X20M006651	M	navy	gloss
KREK2Z28X21M006652	L	navy	gloss
KREK2Z28X21M006653	XL	navy	gloss

**GEAR RATIO** 1 x 10

**WHEEL DIAMETER** 700C

**COLOUR VARIANTS**



## FRAME

FRAME	ALUMINIUM
FORK	CARBON
SIZES	S(18"), M(19"), L(20"), XL(21")

## DRIVETRAIN

REAR DERAILLEUR	MICROSHIFT SWORD RD-G7005M
FRONT BRAKE	TEKTRO MD C550
REAR BRAKE	TEKTRO MD C550
BRAKE LEVERS	MICROSHIFT SWORD SB-G7000
BRAKE DISCS	TEKTRO TR160 mm 160 mm CL
SHIFTERS	MICROSHIFT SWORD SB-G7000
CRANKSET	PROWHEEL RPL-FD16S-F-TT
SPROCKETS	40T
BOTTOM BRACKET	PROWHEEL BB68+
CHAIN	SHIMANO HG54
CASSETTE/FREEWHEEL	MICROSHIFT CS-H104
CASSETTE/FREEWHEEL RANGE	11-48T

## WHEELS

FRONT HUB	SHIMANO RS470 12 x 100
REAR HUB	SHIMANO RS470 12 x 142
RIMS	KROSS ALUMINIUM 622 x 25
TIRES	WTB RIDDLER COMP 700 x 45C

## COMPONENTS

HANDLEBAR	ALUMINIUM 420 mm 31.8
HANDLEBAR STEM	ALUMINIUM 80 mm/31.8/7°
SEAT POST	ALUMINIUM 27,2 x 350 mm
HEADSET	FSA 1-1/8"/1.5"
SADDLE	WTB VOLT SPORT
GRIPS	SELLE ROYAL RUN COMFORT GROOVE

## GEOMETRY

SIZE	S	M	L	XL
FS - FRAME SIZE*	18	19	20	21
ST - SEAT TUBE LENGTH**	460	485	510	535
TT - TOP TUBE LENGTH**	545	561	577	591
HT - HEAD TUBE LENGTH**	120	135	155	175
SA - SEAT TUBE ANGLE***	74	74	74	74
HA - HEAD TUBE ANGLE***	71	71	71	71
CS - CHAINSTAY LENGTH**	430	430	430	430
WB - WHEELBASE**	376	387	398	406
REACH**	572	586	605	624
STACK**	1028	1045	1062	1077
BB DROP**	75	75	75	75

\* dimension in inches, \*\* dimension in mm, \*\*\* dimension in degrees



# ESKER 2.0



SKU	SIZE	COLOUR	FINISH
KREK2Z28X19M003094	S	ruby	gloss
KREK2Z28X20M003095	M	ruby	gloss
KREK2Z28X21M003096	L	ruby	gloss
KREK2Z28X22M003097	XL	ruby	gloss

**GEAR RATIO** 2 x 9  
**WHEEL DIAMETER** 700C  
**COLOUR VARIANTS**



## FRAME

FRAME	ALUMINIUM LITE
FORK	ALUMINIUM
SIZES	S(19"), M(20"), L(21"), XL(22")

## DRIVETRAIN

FRONT DERAILLEUR	SHIMANO SORA R3000
REAR DERAILLEUR	SHIMANO SORA R3000
FRONT BRAKE	TEKTRO MD C550
REAR BRAKE	TEKTRO MD C550
BRAKE LEVERS	SHIMANO SORA R3000
BRAKE DISCS	TEKTRO (160 mm)
SHIFTERS	SHIMANO SORA R3000
CRANKSET	SHIMANO SORA R3000
SPROCKETS	50T-34T/170 mm
BOTTOM BRACKET	SHIMANO BSA BB-RS500
CHAIN	SHIMANO HG53
CASSETTE/FREEWHEEL	SHIMANO ALTUS HG201
CASSETTE/FREEWHEEL RANGE	11-34T

## WHEELS

FRONT HUB	SHIMANO ACERA M3050
REAR HUB	SHIMANO ACERA M3050
RIMS	KROSS ALUMINIUM 622 x 19
TIRES	WTB RIDDLER COMP 700 x 37C

## COMPONENTS

HANDLEBAR	ALUMINIUM 420 mm 31.8
HANDLEBAR STEM	ALUMINIUM 80 mm/31,8/7°
SEAT POST	ALUMINIUM 27,2 x 350 mm
HEADSET	FSA NO.42/ACB;1-1/8"-1,5"
SADDLE	WTB VOLT SPORT
GRIPS	FIZIK TERRA MICROTEX

## GEOMETRY

SIZE	S	M	L	XL
FS - FRAME SIZE*	19	20	21	22
ST - SEAT TUBE LENGTH**	470	510	530	560
TT - TOP TUBE LENGTH**	510	530	550	570
HT - HEAD TUBE LENGTH**	130	145	160	180
SA - SEAT TUBE ANGLE***	75	74	73,5	73
HA - HEAD TUBE ANGLE***	69	71	71,5	72
CS - CHAINSTAY LENGTH**	436	436	436	436
WB - WHEELBASE**	1028	1019	1030	1039
REACH**	364	367	377	385
STACK**	546	568	584	605
BB DROP**	70	70	70	70

\* dimension in inches, \*\* dimension in mm, \*\*\* dimension in degrees

# ESKER 2.0



SKU	SIZE	COLOUR	FINISH
KREK2Z28X19M004980	S	ruby	gloss
KREK2Z28X20M004981	M	ruby	gloss
KREK2Z28X21M004982	L	ruby	gloss
KREK2Z28X22M004983	XL	ruby	gloss

**GEAR RATIO** 1 x 10

**WHEEL DIAMETER** 700C

**COLOUR VARIANTS**



## FRAME

FRAME	ALUMINIUM LITE
FORK	CARBON
SIZES	S(19"), M(20"), L(21"), XL(22")

## DRIVETRAIN

REAR DERAILLEUR	MICROSHIFT ADVENT M6205
FRONT BRAKE	TEKTRO MD C550
REAR BRAKE	TEKTRO MD C550
BRAKE LEVERS	MICROSHIFT ADVENT X
BRAKE DISCS	TEKTRO (160 mm)
SHIFTERS	SB-M100A
CRANKSET	PROWHEEL RPL-FD16S-F-TT
SPROCKETS	40T/170 mm
BOTTOM BRACKET	PROWHEEL BB68+
CHAIN	SHIMANO HG54
CASSETTE/FREEWHEEL	MICROSHIFT CS-H103
CASSETTE/FREEWHEEL RANGE	11-42T

## WHEELS

FRONT HUB	GL-B63-F/CL
REAR HUB	GL-B63R-SB/CL-X12
RIMS	KROSS ALUMINIUM 622 x 19
TIRES	WANDA W3113 700 x 38C

## COMPONENTS

HANDLEBAR	ALUMINIUM 420 mm 31.8
HANDLEBAR STEM	ALUMINIUM 80 mm/31.8/7°
SEAT POST	ALUMINIUM 27.2 x 350 mm
HEADSET	FSA NO.42/ACB:1-1/8"-1.5"
SADDLE	WTB VOLT SPORT
GRIPS	FIZIK TERRA MICROTEx

## GEOMETRY

SIZE	S	M	L	XL
FS - FRAME SIZE*	19	20	21	22
ST - SEAT TUBE LENGTH**	470	510	530	560
TT - TOP TUBE LENGTH**	510	530	550	570
HT - HEAD TUBE LENGTH**	130	145	160	180
SA - SEAT TUBE ANGLE***	75	74	73,5	73
HA - HEAD TUBE ANGLE***	69	71	71,5	72
CS - CHAINSTAY LENGTH**	436	436	436	436
WB - WHEELBASE**	1028	1019	1030	1039
REACH**	364	367	377	385
STACK**	546	568	584	605
BB DROP**	70	70	70	70

\* dimension in inches, \*\* dimension in mm, \*\*\* dimension in degrees



# ESKER 1.0

NEW



SKU	SIZE	COLOUR	FINISH
KREK1Z28X19M007446	S	beige	gloss
KREK1Z28X20M007447	M	beige	gloss
KREK1Z28X21M007448	L	beige	gloss
KREK1Z28X22M007449	XL	beige	gloss
KREK1Z28X19M007450	S	blue	gloss
KREK1Z28X20M007451	M	blue	gloss
KREK1Z28X21M007452	L	blue	gloss
KREK1Z28X22M007453	XL	blue	gloss

**GEAR RATIO** 2 x 8  
**WHEEL DIAMETER** 700C  
**COLOUR VARIANTS**



## FRAME

FRAME	ALUMINIUM
FORK	ALUMINIUM
SIZES	S(19"), M(20"), L(21"), XL(22")

## DRIVETRAIN

FRONT DERAILLEUR	SHIMANO CLARIS R2000
REAR DERAILLEUR	SHIMANO CLARIS R2000
FRONT BRAKE	TEKTRO MD C550
REAR BRAKE	TEKTRO MD C550
BRAKE LEVERS	SHIMANO CLARIS R2000
BRAKE DISCS	TEKTRO TR160 mm 160 mm CL
SHIFTERS	SHIMANO CLARIS R2000
CRANKSET	FSA TEMPO ADVENTURE
SPROCKETS	46T-30T/175 mm
BOTTOM BRACKET	FP-B902
CHAIN	SHIMANO HG40
CASSETTE/FREEWHEEL	SHIMANO ACERA HG41
CASSETTE/FREEWHEEL RANGE	11-32T

## WHEELS

FRONT HUB	GULI GL-B57F
REAR HUB	GULI GL-B57R
RIMS	KROSS ALUMINIUM 622 x 19
TIRES	WTB RIDDLER COMP 700 x 37C

## COMPONENTS

HANDLEBAR	ALUMINIUM 420 mm 31.8
HANDLEBAR STEM	ALUMINIUM 80 mm/31,8/7°
SEAT POST	ALUMINIUM 27,2 x 350 mm
HEADSET	FSA NO.42/ACB;1-1/8"-1,5"
SADDLE	SELLE ROYAL RUN COMFORT GROOVE
GRIPS	FIZIK TERRA MICROTEx

## GEOMETRY

SIZE	S	M	L	XL
FS - FRAME SIZE*	19	20	21	22
ST - SEAT TUBE LENGTH**	470	510	530	560
TT - TOP TUBE LENGTH**	510	530	550	570
HT - HEAD TUBE LENGTH**	130	145	160	180
SA - SEAT TUBE ANGLE***	75	74	73,5	73
HA - HEAD TUBE ANGLE***	69	71	71,5	72
CS - CHAINSTAY LENGTH**	436	436	436	436
WB - WHEELBASE**	1028	1019	1030	1039
REACH**	364	367	377	385
STACK**	546	568	584	605
BB DROP**	70	70	70	70

\* dimension in inches, \*\* dimension in mm, \*\*\* dimension in degrees

# ESKER 1.0



SKU	SIZE	COLOUR	FINISH
KREK1Z28X19M002727	S	gray	gloss
KREK1Z28X20M002728	M	gray	gloss
KREK1Z28X21M002729	L	gray	gloss
KREK1Z28X22M002730	XL	gray	gloss

**GEAR RATIO** 2 x 8  
**WHEEL DIAMETER** 700C  
**COLOUR VARIANTS**



## FRAME

FRAME	ALUMINIUM LITE
FORK	ALUMINIUM
SIZES	S(19"), M(20"), L(21"), XL(22")

## DRIVETRAIN

FRONT DERAILLEUR	SHIMANO CLARIS R2000
REAR DERAILLEUR	SHIMANO CLARIS R2000
FRONT BRAKE	TEKTRO MD C550
REAR BRAKE	TEKTRO MD C550
BRAKE LEVERS	SHIMANO CLARIS R2000
BRAKE DISCS	TEKTRO (160 mm)
SHIFTERS	SHIMANO CLARIS R2000
CRANKSET	FSA TEMPO
SPROCKETS	46T-30T/175 mm
BOTTOM BRACKET	FP-B902
CHAIN	SHIMANO HG40
CASSETTE/FREEWHEEL	SHIMANO ACERA HG41
CASSETTE/FREEWHEEL RANGE	11-32T

## WHEELS

FRONT HUB	GL-B57F-D
REAR HUB	GL-B57R-D
RIMS	KROSS ALUMINIUM 622 x 19
TIRES	WTB RIDDLER COMP 700 x 37C

## COMPONENTS

HANDLEBAR	ALUMINIUM 420 mm 31.8
HANDLEBAR STEM	ALUMINIUM 80 mm/31,8/7°
SEAT POST	ALUMINIUM 27,2 x 350 mm
HEADSET	FSA NO.42/ACB;1-1/8"-1,5"
SADDLE	SELLE ROYAL 2043HRN
GRIPS	FIZIK TERRA MICROTEX

## GEOMETRY

SIZE	S	M	L	XL
FS - FRAME SIZE*	19	20	21	22
ST - SEAT TUBE LENGTH**	470	510	530	560
TT - TOP TUBE LENGTH**	510	530	550	570
HT - HEAD TUBE LENGTH**	130	145	160	180
SA - SEAT TUBE ANGLE***	75	74	73,5	73
HA - HEAD TUBE ANGLE***	69	71	71,5	72
CS - CHAINSTAY LENGTH**	436	436	436	436
WB - WHEELBASE**	1028	1019	1030	1039
REACH**	364	367	377	385
STACK**	546	568	584	605
BB DROP**	70	70	70	70

\* dimension in inches, \*\* dimension in mm, \*\*\* dimension in degrees

# ESKER 1.0 MS



SKU	SIZE	COLOUR	FINISH
KREK1Z28X19M004344	S	gray	gloss
KREK1Z28X20M004345	M	gray	gloss
KREK1Z28X21M004346	L	gray	gloss
KREK1Z28X22M004347	XL	gray	gloss

**GEAR RATIO** 1 x 9  
**WHEEL DIAMETER** 700C  
**COLOUR VARIANTS**



## FRAME

FRAME	ALUMINIUM LITE
FORK	ALUMINIUM
SIZES	S(19"), M(20"), L(21"), XL(22")

## DRIVETRAIN

REAR DERAILLEUR	MICROSHIFT ADVENT M6195
FRONT BRAKE	RADIUS BH-RS910
REAR BRAKE	RADIUS BH-RS910
BRAKE LEVERS	MICROSHIFT ADVENT X
BRAKE DISCS	RADIUS RT900 (160 mm)
SHIFTERS	MICROSHIFT ADVENT SB-M090
CRANKSET	PROWHEEL RPP FD16S-TT
SPROCKETS	40T/175 mm
BOTTOM BRACKET	PROWHEEL BB68+
CHAIN	SHIMANO HG53
CASSETTE/FREEWHEEL	MICROSHIFT CS-H093
CASSETTE/FREEWHEEL RANGE	11-42T

## WHEELS

FRONT HUB	GL-B57F-D
REAR HUB	GL-B57R-D
RIMS	KROSS ALUMINIUM 622 x 19
TIRES	WANDA W3113 700 x 38C

## COMPONENTS

HANDLEBAR	ALUMINIUM 420 mm 31.8
HANDLEBAR STEM	ALUMINIUM 80 mm/31.8/7°
SEAT POST	ALUMINIUM 27.2 x 350 mm
HEADSET	FSA NO.42/ACB:1-1/8"-1,5"
SADDLE	SELLE ROYAL 2043HRN
GRIPS	FIZIK TERRA MICROTEx

## GEOMETRY

SIZE	S	M	L	XL
FS - FRAME SIZE*	19	20	21	22
ST - SEAT TUBE LENGTH**	470	510	530	560
TT - TOP TUBE LENGTH**	510	530	550	570
HT - HEAD TUBE LENGTH**	130	145	160	180
SA - SEAT TUBE ANGLE***	75	74	73,5	73
HA - HEAD TUBE ANGLE***	69	71	71,5	72
CS - CHAINSTAY LENGTH**	436	436	436	436
WB - WHEELBASE**	1028	1019	1030	1039
REACH**	364	367	377	385
STACK**	546	568	584	605
BB DROP**	70	70	70	70

\* dimension in inches, \*\* dimension in mm, \*\*\* dimension in degrees

# ESKER HYBRID 2.0



SKU	SIZE	COLOUR	FINISH
KRKH2Z28X19M006472	M	khaki-black	gloss
KRKH2Z28X21M006473	L	khaki-black	gloss

**GEAR RATIO** 1 x 10

**WHEEL DIAMETER** 700C

**COLOUR VARIANTS**



## FRAME

FRAME	ALUMINIUM PERFORMANCE
FORK	ALUMINIUM
SIZES	M(19"), L(21")

## DRIVETRAIN

REAR DERAILLEUR	MICROSHIFT ADVENT M6205
FRONT BRAKE	TEKTRO TRP HDC711
REAR BRAKE	TEKTRO TRP HDC711
BRAKE LEVERS	MICROSHIFT ADVENT X
BRAKE DISCS	DISC (160 mm)
SHIFTERS	SB-M100A 1X10S ADVENT X
CRANKSET	PROWHEEL RPL-FD16S-F
SPROCKETS	40T
BOTTOM BRACKET	HYENA
CHAIN	YBN E-BIKE
CASSETTE/FREEWHEEL	MICROSHIFT CS-H103
CASSETTE/FREEWHEEL RANGE	11-42T

## WHEELS

FRONT HUB	GL-B43F-DS
REAR HUB	HYENA
RIMS	KROSS ALUMINIUM 622 x 25
TIRES	WTB RESOLUTE 28 x 1,625

## COMPONENTS

HANDLEBAR	ALUMINIUM 420 mm 31.8
HANDLEBAR STEM	ALUMINIUM 90 mm/31.8/7°
SEAT POST	ALUMINIUM 27,2 x 350 mm
HEADSET	ALUMINIUM
SADDLE	WTB VOLT SPORT
GRIPS	FIZIK TERRA MICROTEx
PEDALS	FP-210ZU
BATTERY	HYENA GIRAFFE
ENGINE	HYENA MRC-250
DISPLAY	HYENA LCD COMPACT EX

## GEOMETRY

SIZE	M	L
FS - FRAME SIZE*	19	21
ST - SEAT TUBE LENGTH**	475	525
TT - TOP TUBE LENGTH**	580	605
HT - HEAD TUBE LENGTH**	160	190
SA - SEAT TUBE ANGLE***	73	73
HA - HEAD TUBE ANGLE***	70,5	70,5
CS - CHAINSTAY LENGTH**	445	445
WB - WHEELBASE**	1080	1107
REACH**	403	420
STACK**	578	606
BB DROP**	60	60

\* dimension in inches, \*\* dimension in mm, \*\*\* dimension in degrees

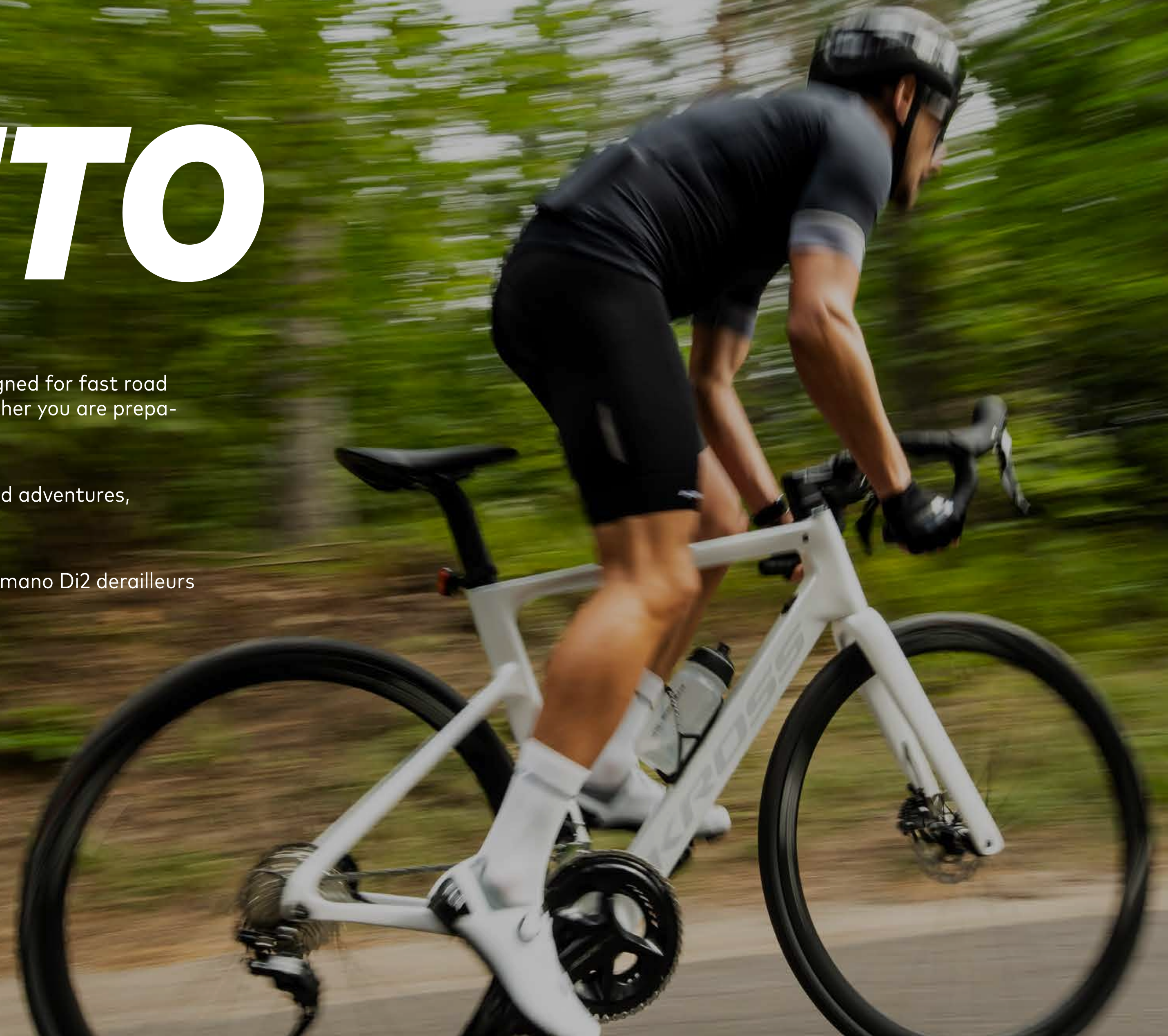
ROAD BIKES

# VENTO

KROSS Vento is a line of bikes specially designed for fast road riding. Vento will adapt to your needs - whether you are preparing for the season or competing.

It is the perfect companion for your first road adventures, as well as a tool for winning road races.

Top-tier components - such as electronic Shimano Di2 derailleurs on Vento 9.0





# VENTO 9.0

NEW



SKU	SIZE	COLOUR	FINISH
KRVE9Z28X18M007382	S	green	gloss
KRVE9Z28X19M007383	M	green	gloss
KRVE9Z28X20M007384	L	green	gloss
KRVE9Z28X21M007385	XL	green	gloss

**GEAR RATIO** 2 x 12

**WHEEL DIAMETER** 700C

**COLOUR VARIANTS**



## FRAME

FRAME	CARBON
FORK	CARBON
SIZES	S(18"), M(19"), L(20"), XL(21")

## DRIVETRAIN

FRONT DERAILLEUR	SHIMANO 105 Di2
REAR DERAILLEUR	SHIMANO 105 Di2 R7150
FRONT BRAKE	SHIMANO 105 BR-R7170
REAR BRAKE	SHIMANO 105 BR-R7170
BRAKE LEVERS	SHIMANO 105 Di2 R7170
BRAKE DISCS	SHIMANO RT70 140 CL
SHIFTERS	SHIMANO 105 Di2 R7170
CRANKSET	SHIMANO FC-R7100
SPROCKETS	52T-36T/ 172,5 mm
BOTTOM BRACKET	SHIMANO BB72
CHAIN	SHIMANO M7100
CASSETTE/FREEWHEEL	SHIMANO 105 HG710
CASSETTE/FREEWHEEL RANGE	11-36T

## WHEELS

FRONT HUB	VISION TRIMAX 12 x 100
REAR HUB	VISION TRIMAX 12 x 142
RIMS	FSA TRIMAX 35
TIRES	SCHWALBE PRO ONE EVO 700 x 28C

## COMPONENTS

HANDLEBAR	FSA GOSSAMER COMP 400 mm
HANDLEBAR STEM	FSA NS ACR STEM 90 mm/31,8/-6°
SEAT POST	CARBON AERO SP-236
HEADSET	FSA ACR NO.55R 1.5"/ACR/STD
SADDLE	FIZIK ARGOVENTO R5
GRIPS	FIZIK TERRA MICROTEx

## GEOMETRY

SIZE	S	M	L	XL
FS - FRAME SIZE*	18	19	20	21
ST - SEAT TUBE LENGTH**	464	492	512	534
TT - TOP TUBE LENGTH**	528	548	570	585
HT - HEAD TUBE LENGTH**	130	155	170	190
SA - SEAT TUBE ANGLE***	73,5	73,5	73,5	73,5
HA - HEAD TUBE ANGLE***	72	72	72	72
CS - CHAINSTAY LENGTH**	415	415	415	415
WB - WHEELBASE**	984	997	1019	1035
REACH**	369	381	397	408
STACK**	538	564	579	598
BB DROP**	72	72	72	72

\* dimension in inches, \*\* dimension in mm, \*\*\* dimension in degrees

# VENTO 8.0

NEW



SKU	SIZE	COLOUR	FINISH
KRVE8Z28X18M007378	S	pearl	gloss
KRVE8Z28X19M007379	M	pearl	gloss
KRVE8Z28X20M007380	L	pearl	gloss
KRVE8Z28X21M007381	XL	pearl	gloss

**GEAR RATIO** 2 x 12

**WHEEL DIAMETER** 700C

**COLOUR VARIANTS**



## FRAME

FRAME	CARBON
FORK	CARBON
SIZES	S(18"), M(19"), L(20"), XL(21")

## DRIVETRAIN

FRONT DERAILLEUR	SHIMANO 105 R7100
REAR DERAILLEUR	SHIMANO 105 R7100
FRONT BRAKE	SHIMANO 105 7170
REAR BRAKE	SHIMANO 105 7120
BRAKE LEVERS	SHIMANO 105 7120
BRAKE DISCS	SHIMANO RT70 140 CL
SHIFTERS	SHIMANO 105 R7120 12s
CRANKSET	SHIMANO 105 FC-R7100
SPROCKETS	52T-36T
BOTTOM BRACKET	SHIMANO SM-BB72-41B PF
CHAIN	SHIMANO CN-M7100-12
CASSETTE/FREEWHEEL	SHIMANO 105 CS-HG710-12
CASSETTE/FREEWHEEL RANGE	11-36T

## WHEELS

FRONT HUB	VISION
REAR HUB	VISION
RIMS	VISION TEAM 35
TIRES	SCHWALBE PRO ONE EVO 700 x 28C

## COMPONENTS

HANDLEBAR	TRIMAX AERO 420
HANDLEBAR STEM	FSA GOSSAMER 90 mm/31,8/6°
SEAT POST	CARBON AERO SP-236
HEADSET	FSA NO.55R
SADDLE	FIZIK ARGOVENTO R5
GRIPS	FIZIK TERRA MICROTEX

## GEOMETRY

SIZE	S	M	L	XL
FS - FRAME SIZE*	18	19	20	21
ST - SEAT TUBE LENGTH**	464	492	512	534
TT - TOP TUBE LENGTH**	528	548	570	585
HT - HEAD TUBE LENGTH**	130	155	170	190
SA - SEAT TUBE ANGLE***	73,5	73,5	73,5	73,5
HA - HEAD TUBE ANGLE***	72	72	72	72
CS - CHAINSTAY LENGTH**	415	415	415	415
WB - WHEELBASE**	984	997	1019	1035
REACH**	369	381	397	408
STACK**	538	564	579	598
BB DROP**	72	72	72	72

\* dimension in inches, \*\* dimension in mm, \*\*\* dimension in degrees



# VENTO DSC 8.0



SKU	SIZE	COLOUR	FINISH
KRVD8Z28X18M002638	S	black-gray	gloss
KRVD8Z28X19M002639	M	black-gray	gloss
KRVD8Z28X20M002640	L	black-gray	gloss
KRVD8Z28X21M002641	XL	black-gray	gloss

**GEAR RATIO** 2 x 11  
**WHEEL DIAMETER** 700C  
**COLOUR VARIANTS**



## FRAME

FRAME	CARBON
FORK	CARBON
SIZES	S(18"), M(19"), L(20"), XL(21")

## DRIVETRAIN

FRONT DERAILLEUR	SHIMANO 105 R7000
REAR DERAILLEUR	SHIMANO 105 R7000
FRONT BRAKE	SHIMANO 105 R7070
REAR BRAKE	SHIMANO 105 7070
BRAKE LEVERS	SHIMANO 105 R7020
SHIFTERS	SHIMANO 105 R7000
CRANKSET	SHIMANO 105 R7000
SPROCKETS	52T-36T/170 mm
BOTTOM BRACKET	SHIMANO PRESS FIT BB72-41B
CHAIN	SHIMANO HG601
CASSETTE/FREEWHEEL	SHIMANO 105 R7000
CASSETTE/FREEWHEEL RANGE	11-28T

## WHEELS

FRONT HUB	FSA TRIMAX
REAR HUB	FSA TRIMAX
RIMS	FSA TRIMAX 35
TIRES	SCHWALBE PRO ONE 700 x 28C

## COMPONENTS

HANDLEBAR	FSA GOSSAMER COMP 400 mm
HANDLEBAR STEM	FSA NS ACR STEM 80 mm/31,8/-6°
SEAT POST	CARBON AERO SP-236
HEADSET	FSA ACR NO.55R 1.5"/ACR/STD
SADDLE	FIZIK ARGOVENTO R5
GRIPS	FIZIK TERRA MICROTEX

## GEOMETRY

SIZE	S	M	L	XL
FS - FRAME SIZE*	18	19	20	21
ST - SEAT TUBE LENGTH**	464	492	512	534
TT - TOP TUBE LENGTH**	528	548	570	585
HT - HEAD TUBE LENGTH**	130	155	170	190
SA - SEAT TUBE ANGLE***	73,5	73,5	73,5	73,5
HA - HEAD TUBE ANGLE***	72	72	72	72
CS - CHAINSTAY LENGTH**	415	415	415	415
WB - WHEELBASE**	984	997	1019	1035
REACH**	369	381	397	408
STACK**	538	564	579	598
BB DROP**	72	72	72	72

\* dimension in inches, \*\* dimension in mm, \*\*\* dimension in degrees

# VENTO 7.0



SKU	SIZE	COLOUR	FINISH
KRVE7Z28X19M002634	S	blue	gloss
KRVE7Z28X20M002635	M	blue	gloss
KRVE7Z28X21M002636	L	blue	gloss
KRVE7Z28X22M002637	XL	blue	gloss

**GEAR RATIO** 2 x 11

**WHEEL DIAMETER** 700C

**COLOUR VARIANTS**



## FRAME

FRAME	CARBON
FORK	CARBON
SIZES	S(19"), M(20"), L(21"), XL(22")

## DRIVETRAIN

FRONT DERAILLEUR	SHIMANO 105 R7000
REAR DERAILLEUR	SHIMANO 105 R7000
FRONT BRAKE	SHIMANO 105 R7000
REAR BRAKE	SHIMANO 105 R7000
BRAKE LEVERS	SHIMANO 105 R7000
SHIFTERS	SHIMANO 105 R7000
CRANKSET	SHIMANO 105 R7000
SPROCKETS	52T-36T/170 mm
BOTTOM BRACKET	SHIMANO PRESS FIT BB72-41B
CHAIN	SHIMANO HG601
CASSETTE/FREEWHEEL	SHIMANO 105 R7000
CASSETTE/FREEWHEEL RANGE	11-30T

## WHEELS

FRONT HUB	FSA VISION TEAM 35
REAR HUB	FSA VISION TEAM 35
RIMS	FSA VISION TEAM35 700C
TIRES	SCHWALBE LUGANO KGUARD 700 x 25C

## COMPONENTS

HANDLEBAR	FSA GOSSAMER COMP 400 mm
HANDLEBAR STEM	FSA GOSSAMER 80 mm/31,8/6°
SEAT POST	CARBON AERO SP-236
HEADSET	FSA NO.42/ACB;1-1/8"-1,5"
SADDLE	FIZIK ANTARES R7
GRIPS	FIZIK TERRA MICROTEx

## GEOMETRY

SIZE	S	M	L	XL
FS - FRAME SIZE*	19	20	21	22
ST - SEAT TUBE LENGTH**	480	510	540	570
TT - TOP TUBE LENGTH**	536	548	565	587
HT - HEAD TUBE LENGTH**	150	170	195	220
SA - SEAT TUBE ANGLE***	74	73,5	73,2	73
HA - HEAD TUBE ANGLE***	72,5	73	73,5	73,5
CS - CHAINSTAY LENGTH**	405	405	405	405
WB - WHEELBASE**	976	979	988	1007
REACH**	378	379	385	397
STACK**	550	571	597	621
BB DROP**	69	69	69	69

\* dimension in inches, \*\* dimension in mm, \*\*\* dimension in degrees

# VENTO 5.0

**NEW**



SKU	SIZE	COLOUR	FINISH
KRVE5Z28X20M007374	S	navy	gloss
KRVE5Z28X21M007375	M	navy	gloss
KRVE5Z28X22M007376	L	navy	gloss
KRVE5Z28X23M007377	XL	navy	gloss

**GEAR RATIO** 2 x 11

**WHEEL DIAMETER** 700C

**COLOUR VARIANTS**



## FRAME

FRAME	ALUMINIUM
FORK	CARBON
SIZES	S(20"), M(21"), L(22"), XL(23")

## DRIVETRAIN

FRONT DERAILLEUR	SHIMANO 105 R7000
REAR DERAILLEUR	SHIMANO 105 R7000
FRONT BRAKE	SHIMANO 105 R7000
REAR BRAKE	SHIMANO 105 R7000
BRAKE LEVERS	SHIMANO 105 R7000
SHIFTERS	SHIMANO 105 R7000
CRANKSET	SHIMANO FC-R7000 105
SPROCKETS	52T-36T/170 mm
BOTTOM BRACKET	SHIMANO BSA BB-RS501
CHAIN	SHIMANO HG601
CASSETTE/FREEWHEEL	SHIMANO 105 R7000
CASSETTE/FREEWHEEL RANGE	11-28T

## WHEELS

FRONT HUB	VISION TEAM 12 x 100
REAR HUB	VISION TEAM 12 x 142
RIMS	FSA VISION TEAM30 700C
TIRES	SCHWALBE LUGANO KGUARD 700 x 28C

## COMPONENTS

HANDLEBAR	ALUMINIUM 400 mm 31.8
HANDLEBAR STEM	ALUMINIUM 80 mm/31,8/7°
SEAT POST	ALUMINIUM 27,2 x 350 mm
HEADSET	FSA NO.42/ACB;1-1/8"-1,5"
SADDLE	SELLE ROYAL 2043HRN
GRIPS	KROSS EVA

## GEOMETRY

SIZE	S	M	L	XL
FS - FRAME SIZE*	20	21	22	23
ST - SEAT TUBE LENGTH**	500	530	560	590
TT - TOP TUBE LENGTH**	543	554	573	585
HT - HEAD TUBE LENGTH**	160	175	195	205
SA - SEAT TUBE ANGLE***	73,5	73,5	73	73
HA - HEAD TUBE ANGLE***	72,5	72,5	73	73
CS - CHAINSTAY LENGTH**	421	421	421	421
WB - WHEELBASE**	992	1003	1012	1024
REACH**	377	384	391	400
STACK**	560	574	595	610
BB DROP**	70	70	70	70

\* dimension in inches, \*\* dimension in mm, \*\*\* dimension in degrees

# VENTO DSC 5.0



SKU	SIZE	COLOUR	FINISH
KRVD5Z28X20M004532	S	graphite-black	mat
KRVD5Z28X21M004533	M	graphite-black	mat
KRVD5Z28X22M004534	L	graphite-black	mat
KRVD5Z28X23M004535	XL	graphite-black	mat

**GEAR RATIO** 2 x 11  
**WHEEL DIAMETER** 700C  
**COLOUR VARIANTS**



## FRAME

FRAME	ALUMINIUM LITE
FORK	CARBON
SIZES	S(20"), M(21"), L(22"), XL(23")

## DRIVETRAIN

FRONT DERAILLEUR	SHIMANO 105 R7000
REAR DERAILLEUR	SHIMANO 105 R7000
FRONT BRAKE	SHIMANO 105 R7070
REAR BRAKE	SHIMANO 105 R7070
BRAKE LEVERS	SHIMANO 105 R7020
BRAKE DISCS	SHIMANO RT30 (160)
SHIFTERS	SHIMANO 105 R7020
CRANKSET	SHIMANO 105 R7000
SPROCKETS	52T-36T/170 mm
BOTTOM BRACKET	SHIMANO BSA BB-RS500
CHAIN	SHIMANO HG601
CASSETTE/FREEWHEEL	SHIMANO 105 R7000
CASSETTE/FREEWHEEL RANGE	11-28T

## WHEELS

FRONT HUB	FSA TEAM 12 x 100
REAR HUB	FSA TEAM 12 x 142
RIMS	FSA VISION TEAM30 700C
TIRES	SCHWALBE LUGANO II 700 x 28C

## COMPONENTS

HANDLEBAR	ALUMINIUM 400 mm 31.8
HANDLEBAR STEM	ALUMINIUM 80 mm/31,8/7°
SEAT POST	ALUMINIUM 27,2 x 350 mm
HEADSET	FSA NO.42/ACB;1-1/8"-1,5"
SADDLE	SELLE ROYAL 2043HRN
GRIPS	KROSS EVA

## GEOMETRY

SIZE	S	M	L	XL
FS - FRAME SIZE*	20	21	22	23
ST - SEAT TUBE LENGTH**	500	530	560	590
TT - TOP TUBE LENGTH**	543	554	573	585
HT - HEAD TUBE LENGTH**	160	175	195	205
SA - SEAT TUBE ANGLE***	73,5	73,5	73	73
HA - HEAD TUBE ANGLE***	72,5	72,5	73	73
CS - CHAINSTAY LENGTH**	421	421	421	421
WB - WHEELBASE**	992	1003	1012	1024
REACH**	377	384	391	400
STACK**	560	574	595	610
BB DROP**	70	70	70	70

\* dimension in inches, \*\* dimension in mm, \*\*\* dimension in degrees

# VENTO 4.0

**NEW**



SKU	SIZE	COLOUR	FINISH
KRVE4Z28X20M007370	S	graphite	gloss
KRVE4Z28X21M007371	M	graphite	gloss
KRVE4Z28X22M007372	L	graphite	gloss
KRVE4Z28X23M007373	XL	graphite	gloss

**GEAR RATIO** 2 x 10

**WHEEL DIAMETER** 700C

**COLOUR VARIANTS**



## FRAME

FRAME	ALUMINIUM SUPERLITE
FORK	CARBON
SIZES	S(20"), M(21"), L(22"), XL(23")

## DRIVETRAIN

FRONT DERAILLEUR	SHIMANO TIAGRA 4700
REAR DERAILLEUR	SHIMANO TIAGRA 4700
FRONT BRAKE	TEKTRO MD C550
REAR BRAKE	TEKTRO MD C550
BRAKE LEVERS	SHIMANO TIAGRA 4700
SHIFTERS	SHIMANO TIAGRA 4700
CRANKSET	SHIMANO TIAGRA 4700
SPROCKETS	50T-34T/170 mm
BOTTOM BRACKET	SHIMANO BSA BB-RS500
CHAIN	SHIMANO HG54
CASSETTE/FREEWHEEL	SHIMANO HG500
CASSETTE/FREEWHEEL RANGE	11-25T

## WHEELS

FRONT HUB	SHIMANO RS470 12 x 100
REAR HUB	SHIMANO TIAGRA RS470 12 x 142
RIMS	MACH1
TIRES	SCHWALBE LUGANO KGUARD 700 x 28C

## COMPONENTS

HANDLEBAR	ALUMINIUM 420 mm 31.8
HANDLEBAR STEM	ALUMINIUM 90 mm/31.8/7°
SEAT POST	ALUMINIUM 27.2 x 350 mm
HEADSET	FSA NO.42/ACB:1-1/8"-1,5"
SADDLE	SELLE ROYAL 2043HRN
GRIPS	KROSS EVA

## GEOMETRY

SIZE	S	M	L	XL
FS - FRAME SIZE*	20	21	22	23
ST - SEAT TUBE LENGTH**	500	530	560	590
TT - TOP TUBE LENGTH**	543	554	573	585
HT - HEAD TUBE LENGTH**	160	175	195	205
SA - SEAT TUBE ANGLE***	73,5	73,5	73	73
HA - HEAD TUBE ANGLE***	72,5	72,5	73	73
CS - CHAINSTAY LENGTH**	421	421	421	421
WB - WHEELBASE**	992	1003	1012	1024
REACH**	377	384	391	400
STACK**	560	574	595	610
BB DROP**	70	70	70	70

\* dimension in inches, \*\* dimension in mm, \*\*\* dimension in degrees

# VENTO DSC 4.0



SKU	SIZE	COLOUR	FINISH
KRVD4Z28X20M004528	S	ruby red-black	gloss
KRVD4Z28X21M004529	M	ruby red-black	gloss
KRVD4Z28X22M004530	L	ruby red-black	gloss
KRVD4Z28X23M004531	XL	ruby red-black	gloss

**GEAR RATIO** 2 x 10

**WHEEL DIAMETER** 700C

**COLOUR VARIANTS**



## FRAME

FRAME	ALUMINIUM LITE
FORK	CARBON
SIZES	S(20"), M(21"), L(22"), XL(23")

## DRIVETRAIN

FRONT DERAILLEUR	SHIMANO TIAGRA 4700
REAR DERAILLEUR	SHIMANO TIAGRA 4700
FRONT BRAKE	TEKTRO MD C550
REAR BRAKE	TEKTRO MD C550
BRAKE LEVERS	SHIMANO TIAGRA ST-4700
BRAKE DISCS	TEKTRO TR-140-35
SHIFTERS	SHIMANO TIAGRA 4700
CRANKSET	SHIMANO TIAGRA 4700
SPROCKETS	52T-36T/ 172,5 mm
BOTTOM BRACKET	SHIMANO BSA BB-RS500
CHAIN	SHIMANO HG54
CASSETTE/FREEWHEEL	SHIMANO GRX RX400 HG500
CASSETTE/FREEWHEEL RANGE	11-28T

## WHEELS

FRONT HUB	SHIMANO RS470 12 x 100
REAR HUB	SHIMANO TIAGRA RS470 12 x 142
RIMS	ALEXRIMS ATD470 622 X 17
TIRES	SCHWALBE LUGANO II 700 x 28C

## COMPONENTS

HANDLEBAR	ALUMINIUM 400 mm 31.8
HANDLEBAR STEM	ALUMINIUM 90 mm/31,8/7°
SEAT POST	ALUMINIUM 27,2 x 350 mm
HEADSET	FSA NO.42/ACB;1-1/8"-1,5"
SADDLE	SELLE ROYAL 2043HRN
GRIPS	KROSS EVA

## GEOMETRY

SIZE	S	M	L	XL
FS - FRAME SIZE*	20	21	22	23
ST - SEAT TUBE LENGTH**	500	530	560	590
TT - TOP TUBE LENGTH**	543	554	573	585
HT - HEAD TUBE LENGTH**	160	175	195	205
SA - SEAT TUBE ANGLE***	73,5	73,5	73	73
HA - HEAD TUBE ANGLE***	72,5	72,5	73	73
CS - CHAINSTAY LENGTH**	421	421	421	421
WB - WHEELBASE**	992	1003	1012	1024
REACH**	377	384	391	400
STACK**	560	574	595	610
BB DROP**	70	70	70	70

\* dimension in inches, \*\* dimension in mm, \*\*\* dimension in degrees

# VENTO 2.0

NEW



SKU	SIZE	COLOUR	FINISH
KRVE2Z28X19M007365	XS	gray	gloss
KRVE2Z28X20M007366	S	gray	gloss
KRVE2Z28X21M007367	M	gray	gloss
KRVE2Z28X22M007368	L	gray	gloss
KRVE2Z28X23M007369	XL	gray	gloss
KRVE2Z28X19M004519	XS	black-red	gloss
KRVE2Z28X20M004520	S	black-red	gloss
KRVE2Z28X21M004521	M	black-red	gloss
KRVE2Z28X22M004522	L	black-red	gloss
KRVE2Z28X23M004523	XL	black-red	gloss

**GEAR RATIO** 2 x 8  
**WHEEL DIAMETER** 700C  
**COLOUR VARIANTS**



## FRAME

FRAME	ALUMINIUM LITE
FORK	AL./CARBON
SIZES	XS(19"), S(20"), M(21"), L(22"), XL(23")

## DRIVETRAIN

FRONT DERAILLEUR	SHIMANO CLARIS R2000
REAR DERAILLEUR	SHIMANO CLARIS R2000
FRONT BRAKE	TEKTRO R315
REAR BRAKE	TEKTRO R315
BRAKE LEVERS	SHIMANO CLARIS R2000
SHIFTERS	SHIMANO CLARIS R2000
CRANKSET	SHIMANO CLARIS R2000
SPROCKETS	50T-34T/170 mm
BOTTOM BRACKET	SHIMANO BSA BB-RS500
CHAIN	SHIMANO HG40
CASSETTE/FREEWHEEL	SHIMANO HG50
CASSETTE/FREEWHEEL RANGE	12-28T

## WHEELS

FRONT HUB	SHIMANO SORA RS300
REAR HUB	SHIMANO SORA RS300
RIMS	ALEXRIMS AT470
TIRES	WANDA W3111 700 x 25C

## COMPONENTS

HANDLEBAR	ALUMINIUM 400 mm 31.8
HANDLEBAR STEM	ALUMINIUM 80 mm/31.8/7°
SEAT POST	ALUMINIUM 27,2 x 350 mm
HEADSET	FSA NO.42/ACB 1-1/8"
SADDLE	SELLE ROYAL 2043HRN
GRIPS	KROSS EVA

## GEOMETRY

SIZE	XS	S	M	L	XL
FS - FRAME SIZE*	19	20	21	22	23
ST - SEAT TUBE LENGTH**	470	500	530	560	590
TT - TOP TUBE LENGTH**	516	543	554	573	585
HT - HEAD TUBE LENGTH**	140	160	175	195	
SA - SEAT TUBE ANGLE***	74	73,5	73,5	73	73
HA - HEAD TUBE ANGLE***	71,5	72,5	72,5	73	73
CS - CHAINSTAY LENGTH**	415	415	415	415	415
WB - WHEELBASE**	979	992	1003	1012	1024
REACH**	362	377	384	391	400
STACK**	537	560	574	595	604
BB DROP**	70	70	70	70	70

\* dimension in inches, \*\* dimension in mm, \*\*\* dimension in degrees

# VENTO 2.0



SKU	SIZE	COLOUR	FINISH
KRVE2Z28X19M002602	XS	blue-silver	gloss
KRVE2Z28X20M002603	S	blue-silver	gloss
KRVE2Z28X21M002604	M	blue-silver	gloss
KRVE2Z28X22M002605	L	blue-silver	gloss
KRVE2Z28X23M002606	XL	blue-silver	gloss

**GEAR RATIO** 2 x 8  
**WHEEL DIAMETER** 700C  
**COLOUR VARIANTS**



## FRAME

FRAME	ALUMINIUM LITE
FORK	AL./CARBON
SIZES	XS(19"), S(20"), M(21"), L(22"), XL(23")

## DRIVETRAIN

FRONT DERAILLEUR	SHIMANO CLARIS R2000
REAR DERAILLEUR	SHIMANO CLARIS R2000
FRONT BRAKE	TEKTRO R315
REAR BRAKE	TEKTRO R315
BRAKE LEVERS	SHIMANO CLARIS R2000
SHIFTERS	SHIMANO CLARIS R2000
CRANKSET	SHIMANO CLARIS R2000
SPROCKETS	50T-34T/170 mm
BOTTOM BRACKET	SHIMANO BSA BB-RS500
CHAIN	SHIMANO HG40
CASSETTE/FREEWHEEL	SHIMANO CLARIS HG50
CASSETTE/FREEWHEEL RANGE	11-28T

## WHEELS

FRONT HUB	SHIMANO SORA RS300
REAR HUB	SHIMANO SORA RS300
RIMS	ALEXRIMS ATD490 700C x 17
TIRES	WANDA W3111 700 x 25C

## COMPONENTS

HANDLEBAR	ALUMINIUM 400 mm 31.8
HANDLEBAR STEM	ALUMINIUM 80 mm/31,8/7°
SEAT POST	ALUMINIUM 27,2 x 350 mm
HEADSET	FSA NO.42/ACB 1-1/8"
SADDLE	SELLE ROYAL 2043HRN
GRIPS	KROSS EVA

## GEOMETRY

SIZE	XS	S	M	L	XL
FS - FRAME SIZE*	19	20	21	22	23
ST - SEAT TUBE LENGTH**	470	500	530	560	590
TT - TOP TUBE LENGTH**	516	543	554	573	585
HT - HEAD TUBE LENGTH**	140	160	175	195	205
SA - SEAT TUBE ANGLE***	74	73,5	73,5	73	73
HA - HEAD TUBE ANGLE***	71,5	72,5	72,5	73	73
CS - CHAINSTAY LENGTH**	415	415	415	415	415
WB - WHEELBASE**	979	992	1003	1012	1024
REACH**	362	377	384	391	400
STACK**	537	560	574	595	604
BB DROP**	70	70	70	70	70

\* dimension in inches, \*\* dimension in mm, \*\*\* dimension in degrees